

HARLINGTON


THE SALES TOPPER AND SECOND HIGHEST-PRICED YEARLING AT KEEJAN WERE BY SONS OF UNBRIDLED

HARLINGTON

WITH UNBRIDLED'S SON HARLINGTON'S 2YOs MAKING THEIR DEBUT THIS YEAR, THERE MAY BE ANOTHER SON OF UNBRIDLED WHO IS EQUALLY AS SOUGHT AFTER.

FULL OF 'GRACE'

In the end, the voting for Horse of the Year wasn't as close as some had speculated. Fox Hill Farm's **Havre de Grace** (Saint Liam) garnered 166 first-place votes; she



Havre de Grace at Belmont
Adam Coglianese

is the third straight distaffer to take home the year's highest honor. Next in line with 26 votes was **Acclamation** (Unusual Heat), who was named champion older male. **Game On Dude** (Awesome Again) had 10 votes, while champion turf horse **Cape Blanco (Ire)** (Galileo {Ire}) earned the top spot on nine ballots. Champion 3-year-old filly **Royal**

Delta (Empire Maker) received six votes, as did **Drosselmeyer** (Distorted Humor) and **Tizway** (Tiznow). Starter allowance star **Rapid Redux** (Pleasantly Perfect) had four votes for Horse of the Year in hopes of adding to his Special Eclipse Award and Vox Populi honors. Champions **My Miss Aurelia** (Smart Strike) and **Animal Kingdom** (Leroidesanimaux {Brz}) each received three votes. **Caleb's Posse** (Posse), a finalist in two categories, had a pair of votes as Horse of the Year. Champion juvenile **Hansen** (Tapit) notched a solo vote, as did GI Breeders' Cup Mile hero **Court Vision** (Gulch).

PURIM EUTHANIZED FOLLOWING SURGERY

Purim (Dynaformer--Kirsteena, by Lord at War {Arg}), a Grade I winner on turf and a Grade III victor on the main track, was euthanized last Saturday after undergoing surgery for colic at Rood and Riddle Equine Hospital. He was 10.

Trained by Tom Proctor for owner/breeder E. J. Sukley, Purim won the GIII Arlington Classic in just his third career start and added the GIII Razorback H. at four. As a 5-year-old in 2007, he added a minor stakes back on the turf at Arlington ahead of a career-best in the GI Shadwell Turf Mile at Keeneland. He retired to stud at Nathan Fox's Richland Hills Farm in 2008



Purim (2002-2012)
www.richlandhillsfarm.com

with nine wins from 23 starts and earnings of \$928,543. Purim was represented by his first crop of 2-year-olds in 2011 and was responsible for six winners. According to *Daily Racing Form*, the stallion underwent surgery late last week for a torsion, and a second surgery Saturday revealed extensive damage and led to his being put down.

PREVIEWS

Friday, Meydan, Dubai

CAPE VERDI S.-G2, \$200,000, NH4yo/up/SH3yo/up, f/m, 1600mT

PP	HORSE	SIRE	JOCKEY	TRAINER
1	First City (GB)	Diktat (GB)	Ffrench	Al Raihe
2	Al Sharood (GB)	Shamardal	O'Shea	Watson
3	Reem (Aus)	Galileo (Ire)	Shea	de Kock
4	Hurricane Havoc (Ire)	Hurricane Run (Ire)	Manning	Bolger
5	Sooraah (GB)	Dubawi (Ire)	Moore	Haggas
6	Marvada (Ire)	Elusive City	Foley	Condon
7	Mahbooba (Aus)	Galileo (Ire)	Soumillon	de Kock
8	Rhythm of Light (GB)	Beat Hollow (GB)	Fallon	Dascombe

All carry 126 pounds.

All horses in the *TDN* are bred in North America, unless otherwise indicated

THE MODEL OF CONSISTENCY

NORTHERN AFLEET

Afleet - Nuryette, by Nureyev
2012 Fees: \$13,500 by Nov. 1st - \$15,000 S&N

YET ANOTHER CHAMPION

AMAZOMBIE joins Afleet Alex as Eclipse Champions and Northern Afleet's 4th OVERALL CHAMPION.

AMAZOMBIE
NEGLIGEE
BIG CITY MAN
AFLEET ALEX

A TAYLOR MADE / WINSTAR VENTURE STANDING AT TAYLOR MADE
859.885.3345 // TaylorMadeStallions.com

In This Issue



Rick Porter accepts Havre de Grace's Horse of the Year award
Horsephotos

Didn't make it to the Eclipse Awards?

Check out the dancing machines, courtesy Horsephotos

Page 11

All APEX, All the Time

Bill Oppenheim discusses APEX ratings, including the leading sires by number of A Runners, ABC Index, etc.

Coverage begins page 3

OBS Winter Mixed Sale

Lady Clara (Hard Spun), a 2-year-old filly, topped the OBS opener Tuesday when selling for \$240,000 to Hardacre Farm.

Coverage ATW, page 1

TDN

THOROUGHBRED DAILY NEWS

27 Monmouth St., Suite 4
Red Bank, NJ 07701
(732) 747-8060

732) 747-8955 (fax)
www.thoroughbreddailynews.com
www.thetdn.com

Editorial

Barry Weisbord, co-publisher
barryweisbord@thetdn.com

Sue Finley, co-publisher
suefinley@thoroughbreddailynews.com

editor@thoroughbreddailynews.com

Jessica Martini, Editor-in-Chief
Alan Carasso, Managing Editor
Marie Kizenko, Senior Editor
Christina Bossinakis, Senior Editor
Lucas Marquardt, Features Editor
Steve Sherack, Racing Editor
Brian DiDonato, Racing Analyst/Soc. Media Dir.
Ian Clayton, Writer/Reporter

Advertising

advertising@thoroughbreddailynews.com
Alycia Borer, Director of Advertising
Lia Kusch, Senior Advertising Designer
Sarah K. Andrew, Adv Assistant/Distribution
Amanda Crelin, Advertising Assistant

Customer Service

customerservice@thoroughbreddailynews.com
Vicki Forbes, Director of Customer Service

Information Technology

Robert Williams, Director of IT
robertwilliams@thoroughbreddailynews.com
Greg Casillo, DB Administrator, Programming
greggcasillo@thoroughbreddailynews.com

Marketing

Gary King, Marketing Manager
garyking@thoroughbreddailynews.com

TDN Newmarket Bureau: Cafe Racing

caferacing@aol.com
Sean Cronin
Tom Frary



UNBEATEN & UNTESTED...

The brilliant **KANTHAROS** won 3 career starts by 28 ½ lengths – then bred more mares than any first year stallion in Florida in 2011. Come see him with your own eyes!!

Call Declan Doyle 352-307-8485



VINERY LTD
Florida



LEADING APEX SIRES

Last week, we looked at the leading Northern Hemisphere sires by 2005-2011 APEX A Runner Index (click [here](#)). **A.P. Indy** (4.36) topped the list for the eighth time; **Speightstown** (3.68) led a quartet of F2006 Kentucky sires that figured among the top 15, also including **Medaglia d'Oro** (3.56), **Candy Ride** (3.52), and **Tapit** (3.09). **Galileo** (3.62) ranked third, just ahead of rising Japanese superstar **Deep Impact** (3.61), with household names like **Monsun** (3.36), **Sadler's Wells** (3.33), **Dubawi** (3.32), **Montjeu** (3.08), and **Smart Strike** (2.98) also ranking among the top 15 of 647 sires with 200 or more year-starters over the seven years covered. A few non-household names also appeared among the top 15: **Desert God** (3.35), a 21-year-old son of Fappiano who has enjoyed a revival since gambling arrived in New Mexico; **Unusual Heat**, now 22, who has risen to the top of the California stallion ranks the last few years, capped with Monday's Eclipse winner, **Acclamation**; and **Bold Executive**, a son of Bold Ruckus who has himself been champion sire in Canada on several occasions.

There are a lot of different ways to look at the APEX numbers; today I'd like to briefly review five more key tables. The first is 'Number of A Runners 2005-2011'; remember, in these tables, one horse can be more than one A Runner--a horse can be an A Runner each year it races (maximum seven). It's definitely counted as a 'runner' (year-starter) each year it races. So when we count A Runners, ABC Runners or the like, in a seven-year period, in theory, one horse could be counted as many as seven times. In practice, though, the effects of this kind of counting do not turn out to be very dramatic. But when we say "Giant's Causeway is the sire of 105 A Runners 2005-2011," it doesn't mean 105 different horses became A Runners; it means "horses by Giant's Causeway became A Runners 105 times 2005-2011."

Including **Giant's Causeway** (105), who stands at its Ashford Stud in Kentucky, it's notable that five of the eight sires with more than 80 A Runners 2005-2011 are Coolmore stallions. Yes, they may breed an overwhelming number of mares to their stallions, but, at least with this batch of top sires, it works. The other four stand (or stood) at Coolmore's base in Co. Tipperary: **Danehill Dancer** (94); **Galileo** (90); his sire, **Sadler's Wells** (84); and **Sadler's Wells's** other top-class European sire son **Montjeu** (83). The three non-Coolmore sires of 2005-2011 A Runners among the top eight are: **A.P. Indy**, still number two, with 98 A Runners; and top active American sires **Smart Strike** (91) and **Distorted Humor** (82). **Cont. p4**

Why would you take your mare to any other farm when



stands **5** of the top **9** Ky Sires by APEX A Runner Index?

(from Bill Oppenheim, TDN 1/12/12)

CANDY RIDE

SMART STRIKE

LEMON DROP KID

PLEASANTLY PERFECT

MINESHAFT

LANE'S END



Box 626, Versailles, KY 40383 • (859) 873-7300 FAX: (859) 873-3746
E-MAIL: lanesend@lanesend.com • WEB SITE: www.lanesend.com

Photo: Lee Thomas



Oppenheim cont.

Older sires that had runners as far back as 2005 have an obvious advantage when counting the number of A Runners, so, when a relatively younger sire makes this list, it's news. Three did: Japan's F2006 sire **King Kamehameha** (60), who I think is probably the number one sire in Japan right now, already has 60 A Runners, though admittedly from a huge (1115) number of runners, from just four crops of racing age. F2007 **Oasis Dream** has 47, and one of Kentucky's F2006 'fearsome foursome,' Speightstown (42), also makes the list of top 50 sires by number of A Runners, though he also has just four crops racing.

The ABC Runner Index is a very important measure of consistency, because it measures a stallion's proficiency in siring runners that figure among the top 8% of earners. Another way we could say that is "sires of money-making horses," because the awful truth is you just about need to have a C Runner to be sure the horse you have will actually make enough money just to pay its way, not to mention covering the costs of some of the other 92% of horses that do not pay their way (except in Great Britain/Ireland, where C Runner earnings don't come close to paying the training bills, unfortunately). Since an ABC Index of 1.00 = 8%, a horse with an ABC Index of 2.00 is siring 16% ABC Runners, and a horse with a 2.50 ABC Index is siring 20% ABC runners from starters. That's pretty close to as good as it gets; only five sires (of 674 with 200+ year-starters 2005-2011) had an ABC Index above 2.50; to get into the top 50, a sire needed an ABC Index of 1.77, which is 14.16% of runners (just multiply an ABC Index times eight to get a sire's percentage of ABC Runners from runners).

Younger sires with fewer numbers tend to do better when you're looking at indices, but older sires with more runners do better when you're looking at the number a sire has of any elite group. The leading sire by ABC Runner Index at the end of 2011 was third-crop sire **Ghostzapper** (2.66), whose first foals were born in 2007 and were 4-year-olds in 2011. Multiplying by eight tells us that 21.28% of Ghostzapper's runners are paying their way. Ghostzapper went to stud in 2006 for \$200,000, but after he finished 21st on the 2009 freshman sire list (per bloodhorse.com), his stud fee for 2010 dropped to \$30,000. It dropped a further \$10,000 last year, so now he is standing for one-tenth of his original fee. But he not only leads all 647 sires with 21.28% money-making horses, he also leads all sires by B Runner Index (3.54), ranks number three by 3-year-old ABC Index (2.85), and ranks number five by 4-year-old ABC Index (2.95). It's hard not to think he's an awfully lot of sire for \$20,000 right now. **Cont. p5**

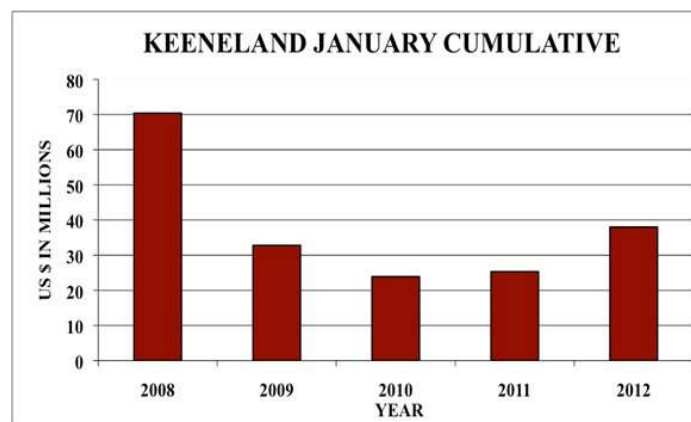
Bill Oppenheim may be contacted at bopp@erb.com (please cc TDN management at suefinley@thoroughbreddailynews.com). Follow him on Twitter at www.twitter.com/billoppenheim.

Weekly Sales Ticker

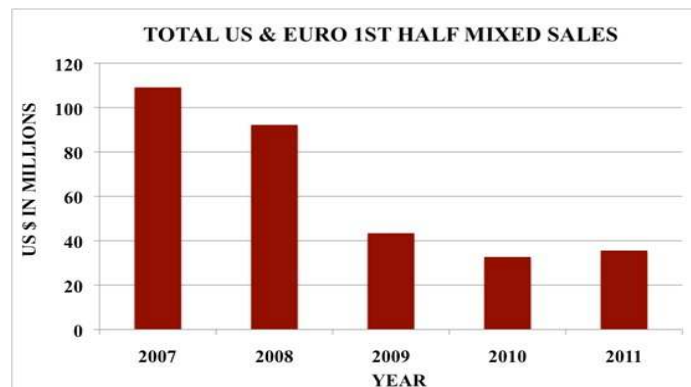
by Bill Oppenheim

"The recovery in the horse business, which began with 30% gains at last year's yearling sales, continues. Even though we have no real way of measuring like-for-like at a mixed sale like Keeneland January, the fact that the gross was up by 50% and the average up by 53% tells its own story. The January gross was easily the highest since 2008; the average had been steady at around \$24,000 the last three years, and this year's 53% jump left the average just 20% below the pre-crash January 2008 average of \$47,184."

-- Bill Oppenheim



YEAR	CAT	RING	SOLD	%W/D	%S/R	%S/C	GROSS	AVG
2011	1,594	1,250	1,003	21.6%	80.2%	62.9%	\$37,991,900	\$37,878
2010	1,827	1,406	1,021	23.0%	72.6%	55.9%	\$25,250,350	\$24,731
2009	1,753	1,345	982	23.3%	73.0%	56.0%	\$23,895,100	\$24,333
2008	2,379	1,712	1,338	28.0%	78.2%	56.2%	\$32,824,000	\$24,532
2007	2,548	1,757	1,493	31.0%	85.0%	58.6%	\$70,446,000	\$47,184



YEAR	CAT	RING	SOLD	%W/D	%S/R	%S/C	GROSS	AVG
2011	3,691	2,966	2,130	19.6%	71.8%	57.7%	\$35,614,398	\$16,720
2010	3,783	3,061	2,014	19.1%	65.8%	53.2%	\$32,683,411	\$16,228
2009	4,308	3,232	2,324	25.0%	71.9%	53.9%	\$43,412,413	\$18,680
2008	5,557	4,128	2,980	25.7%	72.2%	53.6%	\$92,283,309	\$30,968
2007	6,441	5,240	3,823	18.6%	73.0%	59.4%	\$109,094,473	\$28,536

Data compiled by Brianne Stanley



Oppenheim cont.

The contention that indices “are a young sire’s game” is reinforced by the fact that 16 of the 28 sires (who must have 200+ year-starters even to qualify for this list) with ABC indexes of 2.00+ (16% ABC’s from year-starters) had their first foals between 2005-2008; conversely, just 10 of the 28 had more than 900 year-starters 2005-2011. It is certainly true, to a point, that the fewer runners a sire has, the fewer the chances of everything going wrong. Among the 16 sires with 16%-21% ABC Runners and first foals 2005-2008, you won’t be surprised to hear that the F2006 ‘fearsome foursome’ all hit the 2.00+ target. Speightstown ranks number four (2.59, or 20.72% of runners) by ABC Index, behind only Ghostzapper (2.66) and A.P. Indy and Deep Impact, who are tied for second with equal 2.62 ABC ratings.

Especially for established sires, as with the ‘number of A Runners’ category, a sire’s ‘Number of ABC Runners’ is another all-important category. ABC Runners pay the bills and, unfortunately, horses who are not ABC runners tend not to pay the bills. So for the racehorse owner, and the breeder as well, even if the horse you have isn’t a star, being a ‘useful’ horse which can pay its way is a major virtue.

The most striking thing about this list--and I said it when the same result came up on the mid-year lists a few months ago--is the overwhelming dominance of Giant’s Causeway (309 ABC Runners 2005-2011) and Distorted Humor (298). The Japanese sire **Fuji Kiseki** (245) has moved into third spot--though more than 50 ABC runners behind the top two--ahead of Danehill Dancer (239) and A.P. Indy (236). Galileo (223) is sixth, by a nose over **Pivotal** (222). Interestingly, Galileo, with first foals 2003, is actually the youngest sire to make this top 50 who stands outside Japan: it is a tribute to Japanese racing, and the Yoshida family that dominates it, that the only sires with first foals later than 2003 on this list are: F2006 King Kamehameha (187 ABC Runners in four years), F2005 **Symboli Kris S.** (161), and F2004 **Manhattan Cafe** (163)--all Yoshida family stallions.

Young Sires: The Ontario Factor...

One of the issues which arises with class calculations based on earnings--and we’ve never made any secret of this--is that when one population is racing for a disproportionate purse structure, they will tend to look better in a general population than they really are. This is why it’s so problematic to address the issue of Japanese earnings in talking about general sire lists for North American and European sires--Japanese A Runners earn roughly four times that of North American A Runners, and so on down the scale. On a smaller scale, the same thing is happening when we look at stallions standing in Ontario in the context of all North American sires. The purse money at Woodbine is so good, and the season (extended by an all-weather surface) is long enough that the earnings for Ontario stallions average maybe as much as 50% higher than for all North American sires taken together. Of course, New York breeders are hoping a similar fate befalls them--great for breeders and stallion owners, but tricky work for statisticians.

For the moment, our decision is to not try and make adjustments. When you get APEX figures you are getting the raw material, imperfections and all. Like any statistic, rather than swallow it whole, it’s better for the reader to make his/her own evaluation, assuming the facts and qualifiers are set out clearly and understandably. In the future, though, we may look at trying to create adjustments for these beneficiaries of rich earnings regions. But do keep in mind that Ontario (or other Canadian stallions who got their starts in Ontario) may look up to 50% better than they actually are.

This is relevant in both the tables of leading younger sires, the top 15 ‘F2007 sires by A Runner Index’ and ‘F2008 sires by A Runner Index.’ In the F2007 list, Dubawi (3.32), who comes in as the Northern Hemisphere number 10 with 200+ year-starters, leads the way. **Leroidesanimaux** (3.13), sire of GI Kentucky Derby winner and now Eclipse champion Animal Kingdom in his second crop, is second among F2007 sires, but doesn’t make the overall leaders list as he doesn’t yet have 200 year-starters. **Cont. p6**

F
I
R
S
T

Gold Cup Pass

(Lifetime Breeding Right to First Dude)

Sale Week Open House

Time : 8:00 am - 11:00 am

Tuesday 17th, Wednesday 18th,

Coffee & donuts will be served.

899 S.W. 85th Ave., Ocala, FL 34481

(352) 237-3834 • Fax: (352) 237-6069

visit-www.doublediamondfarm.com

D
U
D
E



DOUBLE DIAMOND FARM


Property of Donald Disney and Taylor Made



The same goes for **Mobil** (3.08), a son of Langfuhr, and one of the Ontario sires to which I was referring earlier. Then follow, in what looks like a pretty solid group: Europe's **Shamardal** (2.75); North America's **Afleet Alex** (2.49); Japan's **Zenno Rob Roy** (2.48); leading third-crop sire and North America's 2011 leading sire of 2-year-olds (both by progeny earnings) **Kitten's Joy** (2.44); the resurgent Ghostzapper (2.29, but with massive figures for B and C Runners); and another European sire, **Azamour** (2.25). Unfortunately missing from this list is **Saint Liam**, sire of newly crowned Horse of the Year, Havre de Grace, in his one and only crop, 4-year-olds of 2011; sires have to have had 10+ 3-year-olds in the last year covered (2011) to be assigned ratings. He would clearly have been a good sire, though, judged by the one crop he did sire.

Only Japan's Deep Impact (3.61, 291 year-starters), who ranks fourth overall among 647 sires with 200+ year-starters, had enough runners among the top 15 F2008 sires by A Runner Index to qualify for the big 'Leaders lists'. Number one among F2008 sires with 50 or more year-starters is the Ontario sire **Philanthropist** (6.14), a Phipps-bred son of Kris S. who had the two-three in the 2011 Queen's Plate, of which the third that day, Pender Harbour, went on to win the next two legs of the Canadian Triple Crown for 3-year-olds. Another Ontario sire, **Old Forester** (3.39), ranks fourth. Second to Philanthropist is a sire you've definitely heard of, War Front (3.78), with Deep Impact (3.61) third. Fifth is the Florida stallion **Mass Media** (3.28), though with only 61 year-starters. Then come **Bernardini** (3.11, 177 year-starters); **Bellamy Road** (2.68); a third Ontario stallion, **Niigon** (2.63); and one of the top Australian sires, **Encosta de Lago** (2.46), from his one European crop.

CHAMPION



Cape Blanco


U.S. Turf Champion

Congratulations to the connections of Eclipse Award winner Cape Blanco

Sold by: Garruan Stud
 Sold to: Demi O'Byrne
 Sold for: €330,000
 Sold at: Goffs Orby Sale 2008

Next Sales:
 Goffs February Sale 15-16 February 2012
 Goffs Ready To Run Sale, Kempton 3 April 2012

www.goffs.com



SIRES that STAND or STOOD in ONTARIO

SIRE	YR	HIS SIRE	1ST FLS	ST	TOT RNRS	TOT A	TOT A INDEX	TOT ABC	ABC INDEX
PHILANTHROPIST	2001	KRIS S.	2008	ON	57	7	6.14	15	3.29
STRUT THE STAGE	1998	THEATRICAL	2008	ON	28	3	5.36	4	1.79
OLD FORESTER	2001	FORESTRY	2008	ON	118	8	3.39	27	2.86
MOBIL	2000	LANGFUHR	2007	ON	146	9	3.08	22	1.88
WHISKEY WISDOM	1993	WILD AGAIN	1999	MB	432	23	2.66	63	1.82
NIIGON	2001	UNBRIDLED	2008	ON	57	3	2.63	11	2.41
WHERE'S THE RING	1999	SEEKING THE GOLD	2006	ON	252	13	2.58	52	2.58
KIRIDASHI	1992	BOLD RUCKUS	2000	AB	391	18	2.3	39	1.25
TRAJECTORY	1997	GONE WEST	2003	ON	522	21	2.01	63	1.51
PAYNES BAY	1998	MR. PROSPECTOR	2005	ON	158	6	1.9	18	1.42
SLIGO BAY	1998	SADLER'S WELLS	2005	ON	359	9	1.25	29	1.01
SEA WALL	1991	STORM BIRD	1997	SK	121	3	1.24	5	0.52
TOMAHAWK	2000	SEATTLE SLEW	2006	ON	184	4	1.09	12	0.82
ONE WAY LOVE	1995	REGAL CLASSIC	2003	ON	462	10	1.08	45	1.22
PEAKS AND VALLEYS	1992	MT. LIVERMORE	1998	ON	769	16	1.04	64	1.04
MR. JESTER	2001	SILVER DEPUTY	2007	ON	51	1	0.98	5	1.23
SURVIVALIST	2002	DANZIG	2008	ON	65	1	0.77	4	0.77
ALYDEED	1989	SHADEED	1995	AB	334	5	0.75	22	0.82
DOMASCA DAN	1986	SAME DIRECTION	1992	ON	140	2	0.71	12	1.07
SWAIN	1992	NASHWAN	2000	ON	374	5	0.67	37	1.24
GOLD LEGEND	1990	SEATTLE SLEW	1995	AB	376	5	0.66	22	0.73
BEST OF THE BESTS	1997	MACHIAVELLIAN	2004	ON	282	2	0.35	11	0.49
CAN THEY BE THIS GOOD?			22 SIRES	TOT	5678	174	1.53	582	1.28



**TOP 50 SIREs by NUMBER OF A RUNNERS
647 SIREs with 200+ YEAR-STARTERS 2005-2011**

SIRE	YR	HIS SIRE	1ST FLS	ST	RNRS	TOT	TOT	TOT	TOT	ABC
						A	A	INDEX	ABC	INDEX
Giant's Causeway	1997	Storm Cat	2002	KY	1,809	105	2.90	309	2.14	
A.P. Indy	1989	Seattle Slew	1994	Retired	1,124	98	4.36	236	2.62	
Danehill Dancer	1993	Danehill	1999	IR	1,691	94	2.78	239	1.77	
Smart Strike	1992	Mr. Prospector	1998	KY	1,526	91	2.98	216	1.77	
Galileo	1998	Sadler's Wells	2003	IR	1,242	90	3.62	223	2.24	
Sadler's Wells	1981	Northern Dancer	1986	Dead	1,263	84	3.33	191	1.89	
Montjeu	1996	Sadler's Wells	2002	IR	1,347	83	3.08	211	1.96	
Distorted Humor	1993	Forty Niner	2000	KY	1,548	82	2.65	298	2.41	
Fuji Kiseki	1992	Sunday Silence	1996	JP	2,285	79	1.73	246	1.35	
Stormy Atlantic	1994	Storm Cat	2000	KY	1,671	71	2.12	207	1.55	
Dansili	1996	Danehill	2002	GB	1,238	69	2.79	187	1.89	
Unbridled's Song	1993	Unbridled	1998	KY	1,289	68	2.64	199	1.93	
Dynaformer	1985	Roberto	1991	KY	1,246	65	2.61	206	2.07	
Pivotal	1993	Polar Falcon	1998	GB	1,310	64	2.44	222	2.12	
Lemon Drop Kid	1996	Kingmambo	2002	KY	1,056	62	2.94	190	2.25	
Malibu Moon	1997	A.P. Indy	2001	KY	1,369	62	2.26	213	1.94	
King Kamehameha	2001	Kingmambo	2006	JP	1,115	60	2.69	187	2.10	
Langfuhr	1992	Danzig	1999	KY	1,552	59	1.90	211	1.70	
Maria's Mon	1993	Wavering Monarch	1998	Dead	1,452	58	2.00	180	1.55	
Manhattan Cafe	1998	Sunday Silence	2004	JP	1,478	58	1.96	163	1.38	
Agnes Tachyon	1998	Sunday Silence	2003	Dead	1,822	58	1.59	205	1.41	
Awesome Again	1994	Deputy Minister	2000	KY	1,043	57	2.73	163	1.95	
Wild Rush	1994	Wild Again	2000	JP	1,289	57	2.21	153	1.48	
Bold Executive	1984	Bold Ruckus	1990	Dead	844	54	3.20	150	2.22	
Storm Cat	1983	Storm Bird	1989	Retired	933	53	2.84	157	2.10	
Brian's Time	1985	Roberto	1991	JP	1,788	53	1.48	201	1.41	
Pulpit	1994	A.p. Indy	1999	KY	1,112	52	2.34	169	1.90	
Monsun	1990	Konigsstuhl	1997	GE	758	51	3.36	117	1.93	
Kingmambo	1990	Mr. Prospector	1995	Retired	868	51	2.94	116	1.67	
Tiznow	1997	Cee's Tizzy	2003	KY	1,011	51	2.52	121	1.50	
Not for Love	1990	Mr. Prospector	1997	MD	1,292	51	1.97	197	1.91	
Tale of the Cat	1994	Storm Cat	2000	KY	1,735	51	1.47	188	1.35	
Unusual Heat	1990	Nureyev	1999	CA	776	50	3.22	145	2.34	
Rahy	1985	Blushing Groom	1991	Dead	935	50	2.67	161	2.15	
Dance in the Dark	1993	Sunday Silence	1998	JP	2,458	50	1.02	193	0.98	
Cape Cross	1994	Green Desert	2001	IR	1,354	49	1.81	174	1.61	
Singspiel	1992	In the Wings	1999	Dead	1,139	48	2.11	155	1.70	
Oasis Dream	2000	Green Desert	2005	GB	845	47	2.78	135	2.00	
Selkirk	1988	Sharpen up	1994	GB	889	46	2.59	121	1.7	
City Zip	1998	Carson City	2003	KY	906	46	2.54	143	1.97	
El Prado	1989	Sadler's Wells	1994	Dead	1,027	46	2.24	153	1.86	
Rock of Gibraltar	1999	Danehill	2004	IR	1,112	46	2.07	141	1.58	
Mr. Greeley	1992	Gone West	1997	Dead	1,452	46	1.58	144	1.24	
Elusive Quality	1993	Gone West	2000	KY	1,346	45	1.67	149	1.38	
Sakura Bakushin O	1989	Sakura Yutaka o	1996	JP	2,177	45	1.03	217	1.25	
Silver Deputy	1985	Deputy Minister	1990	Retired	1,035	44	2.13	159	1.92	
Fusaichi Pegasus	1997	Mr. Prospector	2002	KY	1,501	44	1.47	179	1.49	
Speightstown	1998	Gone West	2006	KY	570	42	3.68	118	2.59	
Indian Charlie	1995	In Excess	2000	Dead	1,046	42	2.01	150	1.79	
Kurofune	1998	French Deputy	2003	JP	1,789	42	1.17	202	1.41	



TOP 50 SIREs by ABC RUNNER INDEX
647 SIREs with 200+ YEAR-STARTERS 2005-2011

SIRE	YR	HIS SIRE	1ST FLS	ST	TOT RNRS	TOT A	TOT A INDEX	TOT ABC	ABC INDEX
GHOSTZAPPER	2000	AWESOME AGAIN	2007	KY	240	11	2.29	51	2.66
A.P. INDY	1989	SEATTLE SLEW	1994	Retired	1,124	98	4.36	236	2.62
DEEP IMPACT	2002	SUNDAY SILENCE	2008	JP	291	21	3.61	61	2.62
SPEIGHTSTOWN	1998	GONE WEST	2006	KY	570	42	3.68	118	2.59
WHERE'S THE RING	1999	SEEKING THE GOLD	2006	ON	252	13	2.58	52	2.58
DISTORTED HUMOR	1993	FORTY NINER	2000	KY	1,548	82	2.65	298	2.41
UNUSUAL HEAT	1990	NUREYEV	1999	CA	776	50	3.22	145	2.34
MEDAGLIA D'ORO	1999	EL PRADO	2006	KY	562	40	3.56	104	2.31
LEMON DROP KID	1996	KINGMAMBO	2002	KY	1,056	62	2.94	190	2.25
GALILEO	1998	SADLER'S WELLS	2003	IR	1,242	90	3.62	223	2.24
BOLD EXECUTIVE	1984	BOLD RUCKUS	1990	Dead	844	54	3.20	150	2.22
WILDCAT HEIR	2000	FOREST WILDCAT	2007	FL	366	10	1.37	64	2.19
CANDY RIDE	1999	RIDE THE RAILS	2006	KY	440	31	3.52	76	2.16
RAHY	1985	BLUSHING GROOM	1991	Dead	935	50	2.67	161	2.15
GIANT'S CAUSEWAY	1997	STORM CAT	2002	KY	1,809	105	2.90	309	2.14
PIVOTAL	1993	POLAR FALCON	1998	GB	1,310	64	2.44	222	2.12
KING KAMEHAMEHA	2001	KINGMAMBO	2006	JP	1,115	60	2.69	187	2.10
STORM CAT	1983	STORM BIRD	1989	Retired	933	53	2.84	157	2.10
DYNAFORMER	1985	ROBERTO	1991	KY	1,246	65	2.61	206	2.07
SHAMARDAL	2002	GIANT'S CAUSEWAY	2007	IR	363	20	2.75	60	2.07
TAPIT	2001	PULPIT	2006	KY	582	36	3.09	95	2.04
DUBAWI	2002	DUBAI MILLENNIUM	2007	GB	361	24	3.32	59	2.04
EMPIRE MAKER	2000	UNBRIDLED	2005	JP	612	29	2.37	99	2.02
HOLY ROMAN EMPEROR	2004	DANEHILL	2008	IR	217	5	1.15	35	2.02
MINESHAFT	1999	A.P. INDY	2005	KY	492	28	2.85	79	2.01
GREATNESS	1999	MR. PROSPECTOR	2005	FL	268	11	2.05	43	2.01
OASIS DREAM	2000	GREEN DESERT	2005	GB	845	47	2.78	135	2.00
FREUD	1998	STORM CAT	2003	NY	630	26	2.06	101	2.00
D'WILDCAT	1998	FOREST WILDCAT	2005	FL	372	19	2.55	59	1.98
PLEASANTLY PERFECT	1998	PLEASANT COLONY	2006	KY	272	16	2.94	43	1.98
CITY ZIP	1998	CARSON CITY	2003	KY	906	46	2.54	143	1.97
MONTJEU	1996	SADLER'S WELLS	2002	IR	1,347	83	3.08	211	1.96
AWESOME AGAIN	1994	DEPUTY MINISTER	2000	KY	1,043	57	2.73	163	1.95
SUCCESSFUL APPEAL	1996	VALID APPEAL	2002	KY	730	29	1.99	114	1.95
MALIBU MOON	1997	A.P. INDY	2001	KY	1,369	62	2.26	213	1.94
UNBRIDLED'S SONG	1993	UNBRIDLED	1998	KY	1,289	68	2.64	199	1.93
MONSUN	1990	KONIGSSTUHL	1997	GE	758	51	3.36	117	1.93
SILVER DEPUTY	1985	DEPUTY MINISTER	1990	Retired	1,035	44	2.13	159	1.92
DESERT GOD	1991	FAPPIANO	1994	NM	254	17	3.35	39	1.92
BOWMAN'S BAND	1998	DIXIELAND BAND	2006	Dead	234	11	2.35	36	1.92
NOT FOR LOVE	1990	MR. PROSPECTOR	1997	MD	1,292	51	1.97	197	1.91
PULPIT	1994	A.P. INDY	1999	KY	1,112	52	2.34	169	1.90
SMARTY JONES	2001	ELUSIVE QUALITY	2006	PA	368	16	2.17	56	1.90
SADLER'S WELLS	1981	NORTHERN DANCER	1986	Dead	1,263	84	3.33	191	1.89
DANSILI	1996	DANEHILL	2002	GB	1,238	69	2.79	187	1.89
EL PRADO	1989	SADLER'S WELLS	1994	Dead	1,027	46	2.24	153	1.86
STREET CRY	1998	MACHIAVELLIAN	2004	KY	768	39	2.54	114	1.86
WHISKEY WISDOM	1993	WILD AGAIN	1999	MB	432	23	2.66	63	1.82
INDIAN CHARLIE	1995	IN EXCESS	2000	Dead	1,046	42	2.01	150	1.79
DANEHILL DANCER	1993	DANEHILL	1999	IR	1,691	94	2.78	239	1.77
SMART STRIKE	1992	MR. PROSPECTOR	1998	KY	1,526	91	2.98	216	1.77
SKY MESA	2000	PULPIT	2005	KY	601	26	2.16	85	1.77



TOP 50 SIREs by NUMBER of ABC RUNNERS
647 SIREs with 200+ YEAR-STARTERS 2005-2011

SIRE	YR	HIS SIRE	1ST FLS	ST	TOT RNRs	TOT A	TOT A INDEX	TOT ABC	ABC INDEX
GIANT'S CAUSEWAY	1997	STORM CAT	2002	KY	1,809	105	2.90	309	2.14
DISTORTED HUMOR	1993	FORTY NINER	2000	KY	1,548	82	2.65	298	2.41
FUJI KISEKI	1992	SUNDAY SILENCE	1996	JP	2,285	79	1.73	246	1.35
DANEHILL DANCER	1993	DANEHILL	1999	IR	1,691	94	2.78	239	1.77
A.P. INDY	1989	SEATTLE SLEW	1994	Retired	1,124	98	4.36	236	2.62
GALILEO	1998	SADLER'S WELLS	2003	IR	1,242	90	3.62	223	2.24
PIVOTAL	1993	POLAR FALCON	1998	GB	1,310	64	2.44	222	2.12
SAKURA BAKUSHIN O	1989	SAKURA YUTAKA O	1996	JP	2,177	45	1.03	217	1.25
SMART STRIKE	1992	MR. PROSPECTOR	1998	KY	1,526	91	2.98	216	1.77
MALIBU MOON	1997	A.P. INDY	2001	KY	1,369	62	2.26	213	1.94
MONTJEU	1996	SADLER'S WELLS	2002	IR	1,347	83	3.08	211	1.96
LANGFUHR	1992	DANZIG	1999	KY	1,552	59	1.90	211	1.70
STORMY ATLANTIC	1994	STORM CAT	2000	KY	1,671	71	2.12	207	1.55
DYNAFORMER	1985	ROBERTO	1991	KY	1,246	65	2.61	206	2.07
AGNES TACHYON	1998	SUNDAY SILENCE	2003	Dead	1,822	58	1.59	205	1.41
KUROFUNE	1998	FRENCH DEPUTY	2003	JP	1,789	42	1.17	202	1.41
BRIAN'S TIME	1985	ROBERTO	1991	JP	1,788	53	1.48	201	1.41
UNBRIDLED'S SONG	1993	UNBRIDLED	1998	KY	1,289	68	2.64	199	1.93
NOT FOR LOVE	1990	MR. PROSPECTOR	1997	MD	1,292	51	1.97	197	1.91
DANCE IN THE DARK	1993	SUNDAY SILENCE	1998	JP	2,458	50	1.02	193	0.98
SADLER'S WELLS	1981	NORTHERN DANCER	1986	Dead	1,263	84	3.33	191	1.89
LEMON DROP KID	1996	KINGMAMBO	2002	KY	1,056	62	2.94	190	2.25
TALE OF THE CAT	1994	STORM CAT	2000	KY	1,735	51	1.47	188	1.35
KING KAMEHAMEHA	2001	KINGMAMBO	2006	JP	1,115	60	2.69	187	2.10
DANSILI	1996	DANEHILL	2002	GB	1,238	69	2.79	187	1.89
MARIA'S MON	1993	WAVERING MONARCH	1998	Dead	1,452	58	2.00	180	1.55
FUSAICHI PEGASUS	1997	MR. PROSPECTOR	2002	KY	1,501	44	1.47	179	1.49
GRAND SLAM	1995	GONE WEST	2000	KY	1,878	38	1.01	175	1.16
SPECIAL WEEK	1995	SUNDAY SILENCE	2001	JPN	2,017	36	0.89	175	1.08
CAPE CROSS	1994	GREEN DESERT	2001	IR	1,354	49	1.81	174	1.61
MORE THAN READY	1997	SOUTHERN HALO	2002	KY	1,487	38	1.28	171	1.44
PULPIT	1994	A.P. INDY	1999	KY	1,112	52	2.34	169	1.90
MUTAKDDIM	1991	SEEKING THE GOLD	1998	ARG	1,353	38	1.40	169	1.56
AWESOME AGAIN	1994	DEPUTY MINISTER	2000	KY	1,043	57	2.73	163	1.95
MANHATTAN CAFE	1998	SUNDAY SILENCE	2004	JP	1,478	58	1.96	163	1.38
RAHY	1985	BLUSHING GROOM	1991	Dead	935	50	2.67	161	2.15
SYMBOLI KRIS S	1999	KRIS S.	2005	JP	1,323	41	1.55	161	1.52
YES IT'S TRUE	1996	IS IT TRUE	2002	KY	1,356	40	1.47	161	1.48
SILVER DEPUTY	1985	DEPUTY MINISTER	1990	Retired	1,035	44	2.13	159	1.92
STORM CAT	1983	STORM BIRD	1989	Retired	933	53	2.84	157	2.10
ROYAL ACADEMY	1987	NIJINSKY II	1992	AUS	1,339	34	1.27	156	1.46
SINGSPIEL	1992	IN THE WINGS	1999	Dead	1,139	48	2.11	155	1.70
EL PRADO	1989	SADLER'S WELLS	1994	Dead	1,027	46	2.24	153	1.86
WILD RUSH	1994	WILD AGAIN	2000	JP	1,289	57	2.21	153	1.48
VICTORY GALLOP	1995	CRYPTOCLEARANCE	2001	TUR	1,305	41	1.57	153	1.47
FOREST WILDCAT	1991	STORM CAT	1998	Dead	1,312	41	1.56	152	1.45
BOLD EXECUTIVE	1984	BOLD RUCKUS	1990	Dead	844	54	3.20	150	2.22
INDIAN CHARLIE	1995	IN EXCESS	2000	Dead	1,046	42	2.01	150	1.79
FRENCH DEPUTY	1992	DEPUTY MINISTER	1997	JP	1,628	39	1.20	150	1.15
ELUSIVE QUALITY	1993	GONE WEST	2000	KY	1,346	45	1.67	149	1.38



TOP 15 F2008 SIRES by A RUNNER INDEX
68 SIRES with 50+ YEAR-STARTERS

SIRE	YR	HIS SIRE	1ST FLS	ST	TOT RNRS	TOT A	TOT A INDEX	TOT ABC	ABC INDEX
PHILANTHROPIST	2001	KRIS S.	2008	ON	57	7	6.14	15	3.29
WAR FRONT	2002	DANZIG	2008	KY	119	9	3.78	19	2.00
DEEP IMPACT	2002	SUNDAY SILENCE	2008	JP	291	21	3.61	61	2.62
OLD FORESTER	2001	FORESTRY	2008	ON	118	8	3.39	27	2.86
MASS MEDIA	2001	TOUCH GOLD	2008	FL	61	4	3.28	8	1.64
BERNARDINI	2003	A.P. INDY	2008	KY	177	11	3.11	23	1.62
BELLAMY ROAD	2002	CONCERTO	2008	KY	112	6	2.68	17	1.90
NIIGON	2001	UNBRIDLED	2008	ON	57	3	2.63	11	2.41
ENCOSTA DE LAGO	1993	FAIRY KING	2008	Australia	61	3	2.46	5	1.02
HURRICANE RUN	2002	MONTJEU	2008	IR	168	7	2.08	17	1.26
SOAVE	1999	DASHING BLADE	2008	FR	52	2	1.92	5	1.20
ARTIE SCHILLER	2001	EL PRADO	2008	KY	138	5	1.81	14	1.27
FIRST SAMURAI	2003	GIANT'S CAUSEWAY	2008	KY	126	4	1.59	15	1.49
HURRICANE CAT	2003	STORM CAT	2008	FR	63	2	1.59	5	0.99
BLUEGRASS CAT	2003	STORM CAT	2008	NY	197	6	1.52	19	1.21

TOP 15 F2007 SIRES by A RUNNER INDEX
88 SIRES with 70+ YEAR-STARTERS

SIRE	YR	HIS SIRE	1ST FLS	ST	TOT RNRS	TOT A	TOT A INDEX	TOT ABC	ABC INDEX
DUBAWI	2002	DUBAI MILLENNIUM	2007	GB	361	24	3.32	59	2.04
LEROIDESANIMAU	2000	CANDY STRIPES	2007	FL	160	10	3.13	25	1.95
MOBIL	2000	LANGFUHR	2007	ON	146	9	3.08	22	1.88
SHAMARDAL	2002	GIANT'S CAUSEWAY	2007	IR	363	20	2.75	60	2.07
AFLEET ALEX	2002	NORTHERN AFLEET	2007	KY	341	17	2.49	45	1.65
ZENNO ROB ROY	2000	SUNDAY SILENCE	2007	JP	444	22	2.48	59	1.66
KITTEN'S JOY	2001	EL PRADO	2007	KY	348	17	2.44	38	1.36
GHOSTZAPPER	2000	AWESOME AGAIN	2007	KY	240	11	2.29	51	2.66
AZAMOUR	2001	NIGHT SHIFT	2007	IR	200	9	2.25	26	1.63
NORTH LIGHT	2001	DANEHILL	2007	ON	139	6	2.16	10	0.90
ARAKAN	2000	NUREYEV	2007	IR	94	4	2.13	4	0.53
PROUD ACCOLADE	2002	YES IT'S TRUE	2007	Dead	122	5	2.05	15	1.54
BIG BAD BOB	2000	BOB BACK	2007	IR	74	3	2.03	14	2.36
ROCK HARD TEN	2001	KRIS S.	2007	KY	219	8	1.83	26	1.48
WHIPPER	2001	MIESQUE'S SON	2007	FR	233	8	1.72	29	1.56

Casse Sales

FREE 2012 NON-TRANSFERABLE BREEDING TO GRAEME HALL
TO ALL BROODMARE PROSPECTS & BARREN MARES (excluding Hip 312)
SOLD BY Casse Sales AT THE OBS JANUARY SALE

Justin Casse (352) 274-4061 • cassesales@aol.com





Scenes from the Eclipse Awards...



The crew behind champion juvenile Hansen



Ken and Sarah Ramsey



Martin Schwartz



Coolmore's Dermot Ryan & Andre Lynch

courtesy Horsephotos

Covered the best quality book of mares by a new sire in 2011

Source: MarketWatch November 2011

A top-class 2YO despite being a May 27 foal

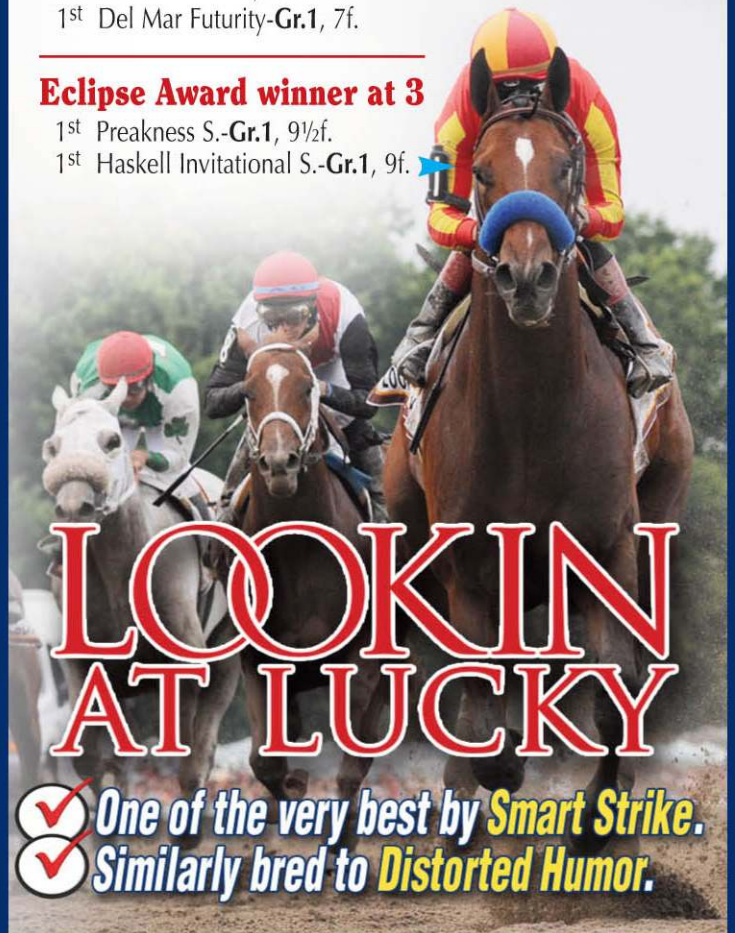
- Won on debut over 6f. on **July 11**
- Raced every month from **July** to **December**
- 5 wins & beaten a head in the **BC Juvenile** in 6 starts

Eclipse Award winner at 2

- 1st Cashcall Futurity S.-Gr.1, 8½f.
- 1st Norfolk S.-Gr.1, 8½f.
- 1st Del Mar Futurity-Gr.1, 7f.

Eclipse Award winner at 3

- 1st Preakness S.-Gr.1, 9½f.
- 1st Haskell Invitational S.-Gr.1, 9f.



• ASHFORD • COOLMORE® Fee: \$30,000
A M E R I C A

Aisling Duignan, Dermot Ryan, Charlie O'Connor, Andre Lynch or Adrian Wallace. Tel: 859-873-7088. Fax: 859-879 5756.
www.coolmore.com

DROSSELMeyer

The OBVIOUS CHOICE

Ranked #1 in the World on dirt*

★ Drosselmeyer	124
Tizway	123
Caleb's Posse	122

Voted #1 for NTRA Moment of The Year**

★ Drosselmeyer's Breeders' Cup Classic	46%
Blind Luck's Delaware Handicap	14%
Havre de Grace's Woodward Stakes	9%

Voted #1 for Leading Older Male***

★ Drosselmeyer	560
Tizway	513
Game On Dude	438

Drosselmeyer is Distorted Humor's leading earner and a popular choice among breeders and fans.

WINSTAR

www.WinStar.com



Distorted Humor - Golden Ballet, by Moscow Ballet

Fee: \$17,500

*World Thoroughbred Rankings
**NTRA.com
***DRF.com

LADY CLARA TOPS OBS OPENER

Lady Clara (Hard Spun--Victorica, by Exbourne) topped Tuesday's session of the Ocala Breeders' Sales Company's Winter Mixed sale in Ocala, selling for \$240,000 to the bid of Amy Tarrant's Hardacre Farm. The 3-year-old filly ([hip 145](#)) was consigned by Gayle Woods, agent. A maiden winner at Aqueduct last November, Lady Clara was most recently third in the Jan. 7 Busanda S. while racing for TYB Stable and trainer Michael Trombetta. She is a half-sister to group-placed King Hesperus (Kingmambo) and from the family of Noble Minstrel and Naughty New Yorker. Of the 110 lots catalogued for yesterday's consignor preferred session, 64 head sold for \$1,159,000. The average was \$18,109, up 28.9% from last year when 117 horses sold for \$1,458,400. The preferred session median of \$15,000 was up 66.7% from the 2011 figure of \$9,000. During the sale's inaugural horses of racing age session, 71 horses sold for \$997,200. The average reached \$14,045 and the median was \$6,500.



**OBS JANUARY MIXED SALE
TUESDAY, JAN. 17, 2012**

CONSIGNOR PREFERRED SESSION

TOTALS	2012	2011
Catalogued	110	190
No. Offered	100	163
No. Sold	64	117
RNAs	36	46
% RNA	36%	28.2%
Gross	\$1,159,000	\$1,458,400
Average (% change)	\$18,109 (+45.3%)	\$12,465
Median (% change)	\$15,000 (+66.7%)	\$9,000

www.obssales.com

• ON THE WORKTAB •

- Belmont Park
More Than Love (More Than Ready), 4f, :49.75, 27/43
- Fair Grounds
Baryshnikov (Empire Maker), 4f, :49.40, 4/11
- Gulfstream Park
Acting Happy (Empire Maker), 5f, 1:02.20, 6/8
Amen Hallelujah (Montbrook), 5f, 1:00.20, 2/8
- Hollywood Park
The Factor (War Front), 4f, :49.00, 16/21
- Palm Meadows
Animal Kingdom (Leroidesanimaux {Brz}), 4fT, :53.44, 1/13
Get Stormy (Stormy Atlantic), 5fT, :58.20, 1/6
Grace Hall (Empire Maker), 4f, :50.22, 18/25
Toby's Corner (Bellamy Road), 4f, :50.22, 18/25
- Santa Anita
Killer Graces (Congaree), 6f, 1:13.40, 1/6
Regally Ready (More Than Ready), 4f, :50.40, 28/33
Rousing Sermon (Lucky Pulpit), 6f, 1:14.80, 6/6

2011 5 GROUP WINNERS IN EUROPE
(That's more than Oasis Dream, Pivotal, Cape Cross, Dalakhani, Invincible Spirit etc.)

2012 HIS GR.1 PROSPECTS INCLUDE:
SHAMALGAN
CHACHAMAIDEE
BAREFOOT LADY
SANDY'S CHARM
PURE CHAMPION

✓ All are **Gr.1** performing Group winners and all have **Gr.1** targets for 2012.



• UPDATE •
Pure Champion (formerly Steinbeck) won the January Cup-Gr.3 at Happy Valley last Wednesday.

FEE: €10,000

**FOOTSTEPS
IN
THE SAND**

In 2011 yearlings made up to **€130,000** and foals made up to **US\$300,000.**

COOLMORE

Christy Grassick, David O'Loughlin, Eddie Fitzpatrick, Tim Corballis, Maurice Moloney, Gerry Aherne, Mathieu Legars, Jason Walsh or Sebastian Hutch. Tel: 353-52-6131298. David Magnier, Tom Gaffney, Joe Hernon or Cathal Murphy. Tel: 353-25-31966/31689. Kevin Buckley (UK Rep.) 44-7827-795156.
www.coolmore.com



STUDY SHOWS ECONOMIC IMPACT OF CASINO GAMING AT KY TRACKS

Edited press release

The Kentucky Chamber of Commerce has released preliminary findings from a statewide study commissioned by a partnership of Kentucky horse industry interests. The study, conducted by the independent research firm Spectrum Gaming Group, shows the economic impact of adding casino-style gaming at eight Kentucky racetrack locations would produce \$1.7 billion of economic impact during the first full year of casino operations, resulting in a net gain of approximately 11,000 full-time jobs, paying \$290 million in wages annually.

The Kentucky Gaming Market Analysis and Impacts Report was completed in December 2011 by Spectrum Gaming Group, and projects the gross gaming revenue generated by casino gaming at eight racetrack locations across the Commonwealth, as well as casino gaming impacts on Kentucky's economy, employment and its signature horse-racing industry. Key findings include the following statewide outcomes during the first full year of casino operations:

- 10,953 full-time jobs directly tied to casino operations with a payroll of \$289.3 million;
- 4,297 full-time construction jobs over an estimated 30-month build-out period with a payroll of \$338 million;
- \$1.14 billion in gross gaming revenue;
- \$464.7 million in gaming tax revenue and \$541.3 million in total Kentucky tax receipts (totals include funds for horse-racing industry programs);
- \$266 million in one-time license fees (\$20,000 per gaming position);
- \$164.6 million in funds for horse-racing industry programs with
- \$152.5 million for Thoroughbred and Standardbred purses;
- \$10.5 million for the Equine Breed Authority;
- \$1.6 million for Quarter Horse purses;

When taking the above estimates into consideration, the study finds that eight prospective racetrack casinos would generate first-year gross state product--or total economic impact--of \$1.7 billion.

"Expanded gaming is not only about protecting Kentucky's signature horse industry, it is a way to generate substantial investment and job growth in the Commonwealth," Dave Adkisson, president and CEO of the Kentucky Chamber, said. "This study shows we have an opportunity to not only stem job losses, but to expand and grow them within our borders by recapturing economic activity from other states. Expanded gaming is an appropriate response to other states' assault on our signature industry."

"This study reinforces that it is time to keep Kentuckians' money in the Commonwealth and create new revenue streams that benefit our state and its citizens," Vince Gabbert, vice president and COO of Keeneland Association, said. "More than 80% of Kentuckians polled have asked for the right to vote on this issue, and we agree their voices should be heard."

"Through this comprehensive market analysis, we can see the overwhelmingly positive impact casinos at racetracks will have on Kentucky's economy and employment picture, in addition to helping preserve and grow Kentucky's signature horse-racing industry," Brett Hale, senior vice president of corporate and government relations for Churchill Downs Incorporated, noted. "The forecast provides compelling data, and we look forward to sharing this information with our leaders in Frankfort as we continue our efforts to move our Commonwealth forward."



In Today's TDN blog:
[Eclipse Voters Have Some Explaining to Do](#),
 by Alan Carasso

Nominations for the Sunshine Millions Day Races close THURSDAY, JANUARY 19, 2012

- GI \$300,000 Santa Monica S. - 4yo/up, f/m, 7f
- GIII \$100,000 Santa Ysabel S. - 3yo, f, 1 1/16m
- \$100,000 Valentine Dancer S. - 4yo/up (CA Breds), f/m, 1mT
- \$100,000 Crystal Water S. - 4yo/up (CA Breds), 1 1/16m
- \$100,000 Sensational Star S. - 4yo/up (CA Breds), 6 1/2fT

ALL RACES TO BE RUN SATURDAY, JANUARY 28



To nominate today,
 call 626-574-6356 or e-mail:
nominations@santaanita.com



EASTERN U.S.

Yesterday's Results:

4th-PRX, \$57,450, Msw, 3yo, f, 1m, 1:41 3/5, sy.
DEVIL'S DECISION (f, 3, [Repent](#)--Fly With Sunny, by Sam's Sunny Hour), runner-up as a 36-1 outsider on debut while sprinting six furlongs at this track Oct. 23, disappointed when sixth as the 3-5 favorite over those same conditions Nov. 26. Stretching out for this third effort, the 3-2 favorite settled off the pace while racing wide. She pulled her way into contention leaving the backstretch, forged to the lead at midstretch and powered clear to win by 4 1/2 lengths. Rumack (Corinthian) was second. [Click for the brisnet.com chart](#) or a [video replay](#). Lifetime Record: 3-1-1-0, \$47,000. O/B-Edward J Madden (PA). T-Allen Iwinski.



First-crop starters to watch: Wednesday, January 18

Sire (Sire's Sire), current farm, 2008 Fee, #foals of racing age/Winners/
 BlackTypeWnrs * Race #-track, race type, distance, runner, odds (if available)
[LATENT HEAT](#) (Maria's Mon), Woods Edge, \$15K, 156/17/1
 8-FG, Msw, 5 1/2f, +Nola Tip, \$20K OBS APR 2yo, 8-1
[SILENT NAME \(JPN\)](#) (Sunday Silence), Adena KY, \$8K, 115/6/0
 8-FG, Msw, 5 1/2f, +Silent Legacy, 15-1

[brisnet.com](#) PEDIGREES · NICKINGS · RACE RECORDS

IRELAND

HRI BUOYED BY INCREASES

Horse Racing Ireland yesterday welcomed this week's publishing of key statistics, with CEO Brian Kavanagh heralding the "hopeful signs that we have reached the bottom of the cycle." With bloodstock sales, tote betting and racecourse attendances up markedly in 2011, the steady downward slide in evidence since 2007 appears to have been halted for now. Among the key results of the annual study by the HRI are the growth in export of Irish-foaled horses--to 35 countries compared to 34 in 2010--and the rise by 19% on the previous year of the total amount of bloodstock sold at public auction. Racecourse attendances rose by 40,000 on 2010, while tote betting shot up by 11%.

Some negative issues still persevere, with total ownership down and average number of horses in training falling to the lowest in 10 years. Total prize money and race sponsorship were also down, by 3.5% and 3%, respectively.

"There are positive signs and, while I wouldn't say we've turned a corner, there are hopeful signs that we have reached the bottom of the cycle," Kavanagh commented.

"The 2011 figures contain some welcome news for an industry which has endured heavy cutbacks and difficult trading conditions in recent years," he continued. "The growth in racecourse attendance is particularly welcome, given the pressure that leisure and retail markets generally have been under and I congratulate the racecourses who have worked hard to attract and retain race-goers. Strong bloodstock sales overall and growth in the value of exports for Irish-bred horses show that the reputation and value of the Irish Thoroughbred remains high and this gives us confidence that this figure will continue to grow. The weakness of the horses-in-training figure, however, is a cause for real concern as this is the area where rural employment is most affected. This is one of the many challenges which must be addressed in the coming year. Irish racing is showing resilience in the face of the recession, but its capacity to re-build has been severely limited by successive cutbacks to its budget, totalling 26% since 2008. This is a direct consequence of low betting duties and the movement of betting revenues online and off-shore. The negative effect of this on prize money and investment has had damaging effects throughout the industry. Our prize money is at its lowest level for 10 years, at a time when other major European racing countries are announcing prize money increases. The 2011 World Thoroughbred Rankings which were published last week, with six of the top 10 and 14 of the top 30 2-year-olds in the world Irish-trained, show the potential which exists for real growth in this sector if we can get the structures and funding in place to do so. I think there are reasons to be hopeful. All the economists here say that the recovery will be export-led, and what better industry to help that than horses--the government have got behind that message. The government's recently announced plans to extend the betting duty regime to remote betting and exchanges and to carry out a review of the industry, offer the prospect of a secure funding mechanism for racing and we look forward to working with Minister Coveney and his department on this task."

THE BOTTOM LINE

THE HOTTEST SEASON & SHARE DEALS DELIVERED
 TO YOUR INBOX WEEKLY.

FOLLOW THE LINK TO VIEW THE LATEST ISSUE.

www.McMAHONANDHILL.COM

POWERED BY
 McMAHON & HILL
 BLOODSTOCK, LLC
 (859) 879-3189

CLICK HERE
 TO SIGN UP
 FOR FREE
 DELIVERY



FRANCE



Yesterday's Results:

Pau, 14.50, Cond, €20,000, 3yo, 7 1/2f (AWT), 1:32.28, stn.

TRIBUNE (FR) (f, 3, Grand Slam--Tanguista {Fr} {SP-Fr}, by War Chant), off the mark by five lengths over this track and trip last time Dec. 13, broke well to stalk the early pace. Sent to the lead at the top of the home stretch, the homebred steadily drew clear to record a convincing six-length score from Joropo (Fr) (Kheleyf). Sales info: €57,000 RNA yrl '10 ARQAUG. Lifetime Record: 3 starts, 2 wins, 1 place, €20,600.

O/B-Ecurie des Monceaux; T-Jean-Claude Rouget.



EUROPEAN-BRED WINNERS

IN AUSTRALASIA:

Permit (GB), g, 5, Dansili (GB)--Cochin, by Swain (Ire). Rosehill (Sydney), 1-14, Hcp, 4yo/up, 1 1/2mT. B-Millsec Limited. * 120,000gns HRA '10 TATAUT.

All horses in the *TDN* are bred in North America, unless otherwise indicated

2012 DUBAI INTERNATIONAL RACING CARNIVAL GROUP RACES

Date	Race	Cond.
Jan. 12	G3 Al Maktoum Challenge - R1	1600m (AWT)
Jan. 20	G2 Cape Verdi	1600mT, f/m
Jan. 26	G2 Al Rashidiya	1800mT
Feb. 3	G3 Al Shindagha Sprint	1200m (AWT)
Feb. 9	G2 Al Maktoum Challenge - R2	1900m (AWT)
	G3 UAE 2000 Guineas	1600m (AWT), 3yo
	G3 Firebreak S.	1600m (AWT)
Feb. 16	G2 Al Fahidi Fort	1600mT
Feb. 17	G2 Balanchine	1800mT, f/m
Feb. 23	G3 UAE Oaks	1900m (AWT), 3yo, f
Mar. 1	G2 Zabeel Mile	1600mT
	G3 Nad Al Sheba Trophy	2810mT
Mar. 10	G1 Al Maktoum Challenge - R3	2000m (AWT)
	G1 Jebel Hatta	1800mT
	G2 Dubai City of Gold	2400mT
	G3 Burj Nahaar	1600m (AWT)
	G3 Mahab Al Shimaal	1200m (AWT)
Mar. 31	G1 Dubai World Cup	2000m (AWT)
	G1 Dubai Sheema Classic	2400mT
	G1 Dubai Duty Free	1800mT
	G1 Dubai Golden Shaheen	1200m (AWT)
	G1 Al Quoz Sprint	1000mT
	G2 UAE Derby	1900m (AWT), 3yo
	G2 Godolphin Mile	1600m (AWT)
	G3 Dubai Gold Cup	3200mT

All races open unless otherwise noted www.dubairacingclub.com

EVEN THE SCORE

Unbridled's Song – Ashtabula, by Raby



photo by Matt Goin

CHECK THE SCORE

**Grade I sire Even The Score...
improving his mares**

	CI	AEI	DIFF.
EVEN THE SCORE	1.28	1.32	+.04
Unbridled's Song	2.46	2.07	-.39
Songandaprayer	1.75	1.27	-.48
Rockport Harbor	1.54	1.13	-.41

Source: equineline.com

\$10,000 LIVE FOAL {STAND AND NURSE}



MILLENNIUM FARMS | (859) 294-5439 | www.millenniumfarms.com | info@millenniumfarms.com



AUSTRALASIA

MAGIC MILLIONS SALE CONCLUDES

The sixth and final session of the 2012 Magic Millions Gold Coast Yearling Sale wrapped up Tuesday, topped by a A\$30,000 filly by Strategic (Aus) purchased by Dayle Grieves. Lot 959 was consigned by Lyndhurst Stud Farm. For the yearling session, a total of 75 horses grossed A\$423,650 at an average price of A\$5,649 and a median of A\$3,000. The clearance rate was 84%. For the second half of the day, buyers turned their attention to the Racehorse Sale, during which a consignment from Darley supplied seven of the top eight prices for the afternoon, including topper **Embarrassed (Aus)** (Exceed and Excel {Aus}). Lot 1024, a 5-year-old gelding, went to buyer Kim Loxton for A\$57,000. In total, A\$659,350 was spent on 50 lots for an average of A\$9,375 and a median price of A\$9,375. All but two of the 52 offered sold for a clearance rate of 96%. "It's been a big week of selling on the Gold Coast and the entire sale has been a great success," Magic Millions Managing Director Vin Cox said. "As was the case over the first five sessions of the yearling sale, it was really pleasing to see the clearance rate for both sessions today so strong."

BRIS Speed Ratings

Top Weekly Stakes Races

Horse	Sire	Race	BRIS Speed
San Pablo	Jump Start	Shots Are Ringing S.	103
Tapizar	Tapit	San Fernando S.-G2	103
Jackson Bend	Hear No Evil	Hal's Hope S.-G3	102
Agave Kiss	Lion Heart	Ruthless S.	101
Reneesgotzip	City Zip	Santa Ynez S.-G2	101
Lou's Angel	Cactus Ridge	Wishing Well S.	99
Norvsky	Vronsky	San Gabriel-G2	98
Now I Know	Pure Prize	Dixie Belle S.	98
King and Crusader	Lion Heart	Jimmy Winkfield	97
Private Jet (Arg)	Orpen	Gulfstream Park Turf Sprint S.	97
Junebugred	Corinthian	Smarty Jones S.	96
Cherokee Queen	Cherokee Run	Marie G. Krantz Memorial H.	95
Opus a	Read the Footnotes	We'll Sea Ya S.	95
Silver Medallion	Badge of Silver	Ft. Lauderdale S.-G3	95
Color Me Blue	Flatter	Fifth Season S.	94
Ellafitz	Tiznow	Paseana H.	94
Saratoga Boot	Storm Boot	Cotton Fitzsimmons Mile H.	92
Prospective	Malibu Moon	Pasco S.	91
Salad Girl	Hit the Trail	Gasparilla S.	89
Russian Greek	Giant's Causeway	California Derby	85
Devious Intent	Dixie Union	Genesis S.	84
Garretsgostlygirl	Ghostly Moves	LaSenora S.	83

Bloodstock Research Information Services
801 Corporate Dr. Lexington, KY 40503
800.354.9206 • 859.223.4444 • www.brisnet.com

brisnet.com
information is our business

MAGIC MILLIONS GOLD COAST YEARLINGS

Tuesday, January 17, 2012

SESSION TOTALS	2012	2011
Catalogued	97	227
No. Offered	89	186
No. Sold	75	129
RNAs	14	57
% RNA	15.7%	30.6%
Highest Price	A\$30,000	A\$45,000
Gross	A\$423,650	A\$1,287,250
Average (% change)	A\$5,649(-52.7%)	A\$11,936
Median (% change)	A\$3,000(-62.5%)	A\$8,000

www.magicmillions.com.au

MAGIC MILLIONS GOLD COAST RACEHORSE SALE

Tuesday, January 17, 2012

SESSION TOTALS	2012	2011
Catalogued	104	71
No. Offered	52	55
No. Sold	50	55
RNAs	2	0
% RNA	3.8%	0%
Highest Price	A\$57,000	A\$170,000
Gross	A\$659,350	A\$1,375,500
Average (% change)	A\$13,187(-47.3%)	A\$25,009
Median (% change)	A\$9,375(-41.4%)	A\$16,000

www.magicmillions.com.au

IT'S A BOY! OR A GIRL!

Click [here](#) to submit your Foaling News for Stakes Winning and/or Stakes Producing Mares for publication in the TDN.

Sarah K. Andrew photo

UPCOMING MAJOR NORTH AMERICAN STAKES

Date	Race	Track
Jan. 21	Gil Palos Verdes S.	SA
	Gill Lecomte S.	FG
	Gill Col. E.R. Bradley H.	FG
Jan. 22	Gil La Canada S.	SA